
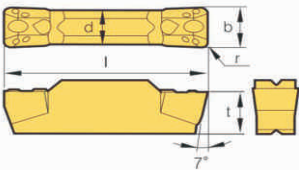

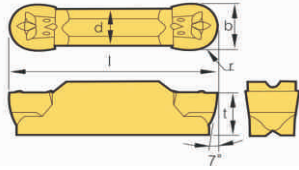


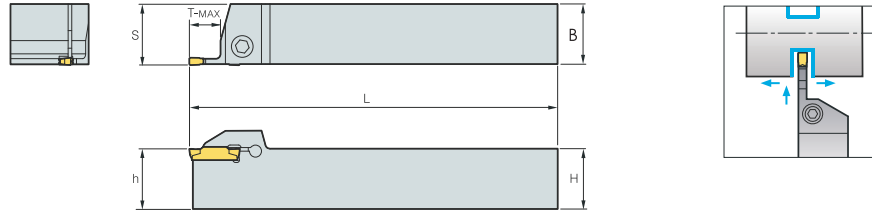
<p><b>TKD-MT</b></p> 					
<b>Order No .</b>	<b>Dimension ( mm )</b>				
	<b>b</b>	<b>r</b>	<b>l</b>	<b>d</b>	<b>t</b>
TKD 2002 -MT	2	0.2	16	1.2	3.5
TKD 2502 -MT	2.5	0.2	18.5	2	3.85
TKD 3004 -MT	3	0.4	21.2	2.35	4.8
TKD 4004 -MT	4	0.4	21	3.3	4.8
TKD 5004 -MT	5	0.4	26	4.1	5.8
TKD 5008 -MT	5	0.8	26	4.1	5.8
TKD 6004 -MT	6	0.4	26	5	5.8
TKD 6008 -MT	6	0.8	26	5	5.8

Grade: TG4230  
 Working Materials: Steel  
 Stainless Steel  
 Cast Iron

<p><b>TKD-MR</b></p> 					
<b>Order No .</b>	<b>Dimension ( mm )</b>				
	<b>b</b>	<b>r</b>	<b>l</b>	<b>d</b>	<b>t</b>
TKD 2010 - MR	2	1	16	1.5	3.5
TKD 3015 - MR	3	1.5	21	2.35	4.8
TKD 4020 - MR	4	2	21	3.3	4.8
TKD 5025 - MR	5	2.5	26	4.1	5.8
TKD 6030 - MR	6	3	26	5	5.8

Grade: TG4230  
 Working Materials: Steel  
 Stainless Steel  
 Cast Iron

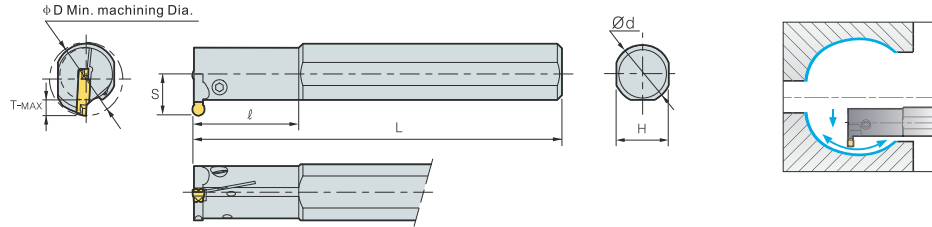
MGEHR/L



( mm )

Order No.	Dimension (mm)							Insert	Wrench	Screw
	W	T-MAX	H	B	L	S	h			
MGEHR/L1212-2.0	2	12	12	12	100	13	12	TKD20 ..MT TKD20 ..MR	L3	BHA0410
MGEHR/L1616-2.0	2	14	16	16	100	17	16			
MGEHR/L2020-2.0	2	14	20	20	125	21	20			
MGEHR/L2525-2.0	2	14	25	25	150	26	25	TKD25 ..MT TKD25 ..MR	L5	BHA0616
MGEHR/L1616-2.5	2.5	16	16	16	100	17	16			
MGEHR/L2020-2.5	2.5	16	20	20	125	21	20			
MGEHR/L2525-2.5	2.5	16	25	25	150	26	25	TKD30 ..MT TKD30 ..MR	L3	BHA0410
MGEHR/L1212-3.0	3	16	12	12	100	13	12			
MGEHR/L1616-3.0	3	18	16	16	100	17	16			
MGEHR/L2020-3.0	3	18	20	20	125	21	20	TKD40 ..MT TKD40 ..MR	L5	BHA0410
MGEHR/L2525-3.0	3	18	25	25	150	26	25			
MGEHR/L3232-3.0	3	18	32	32	170	33	32			
MGEHR/L1616-4.0	4	18	16	16	100	17	16	TKD50 ..MT TKD50 ..MR	L5	BHA0410
MGEHR/L2020-4.0	4	18	20	20	125	21	20			
MGEHR/L2525-4.0	4	18	25	25	150	26	25			
MGEHR/L3232-4.0	4	18	32	32	170	33	32	TKD60 ..MT TKD60 ..MR	L5	BHA0410
MGEHR/L2020-5.0	5	23	20	20	125	21	20			
MGEHR/L2525-5.0	5	23	25	25	150	26	25			
MGEHR/L3232-5.0	5	23	32	32	170	33	32	TKD60 ..MT TKD60 ..MR	L5	BHA0410
MGEHR/L2525-6.0	6	25	25	25	150	26	25			
MGEHR/L3232-6.0	6	25	32	32	170	33	32			

MGIVR/L


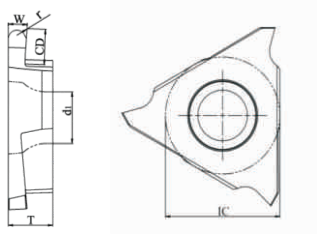


Order No.	Dimension (mm)								Insert	Wrench	Screw
	W	T-MAX	D	d	L	S	H	I			
MGIVR/L2016-2.0	2	4.5	20	16	125	12.4	15	35	TKD20 ..MT TKD20 ..MR	L3	BH0410
MGIVR/L2520-2.0	2	4.5	25	20	150	14	18	45		L4	BHA0512 BHA0516
MGIVR/L2925-2.0	2	4.5	29	25	200	17.2	23	45	TKD25 ..MT TKD25 ..MR	L3	BH0410
MGIVR/L2016-2.5	2.5	4.5	20	16	125	12.5	15	35		L4	BHA0512 BHA0516
MGIVR/L2520-2.5	2.5	4.5	25	20	150	15.1	18	45	TKD30 ..MT TKD30 ..MR		BHA0512
MGIVR/L2925-2.5	2.5	4.5	29	25	200	18.2	23	45		L4	BHA0516
MGIVR/L2520-3.0	3	5	25	20	150	15.6	18	45	TKD40 ..MT TKD40 ..MR		L4
MGIVR/L3125-3.0	3	6	31	25	200	18.9	23	45		BHA0516	
MGIVR/L3732-3.0	3	6	37	32	250	21.5	30	60	TKD50 ..MT TKD50 ..MR	L4	BHA0512
MGIVR/L2520-4.0	4	6	25	20	150	15.6	18	45			TKD60 ..MT TKD60 ..MR
MGIVR/L3125-4.0	4	6	31	25	200	18.9	23	45	TKD50 ..MT TKD50 ..MR	L4	
MGIVR/L3732-4.0	4	6	37	32	250	21.5	30	60			TKD60 ..MT TKD60 ..MR
MGIVR/L3125-5.0	5	8	31	25	200	19.4	23	45	TKD60 ..MT TKD60 ..MR	L4	
MGIVR/L3732-5.0	5	8	37	32	250	21.4	30	60			TKD60 ..MT TKD60 ..MR
MGIVR/L3125-6.0	6	8	31	25	200	19.4	23	45	TKD60 ..MT TKD60 ..MR	L4	
MGIVR/L3732-6.0	6	8	37	32	250	21.4	30	60			

Order No.	Dimension (mm)							
	W	CD	r	IC	T	d1	R	L
GB3075R/L -010	0.75	2.0	0.1	9.525	3.18	4.4	●	○
GB3080R/L -005	0.80		0.05	9.525	3.18	4.4	●	○
GB3095R/L -010	0.95		0.1	9.525	3.18	4.4	●	○
GB3100R/L -005	1.00		0.05	9.525	3.18	4.4	●	○
GB3100R/L -010	1.00		0.1	9.525	3.18	4.4	●	○
GB3120R/L -010	1.20		0.1	9.525	3.18	4.4	●	○
GB3120R/L -020	1.20		0.2	9.525	3.18	4.4	●	○
GB3125R/L -010	1.25		0.1	9.525	3.18	4.4	●	○
GB3140R/L -010	1.40		0.1	9.525	3.18	4.4	●	○
GB3140R/L -020	1.40		0.2	9.525	3.18	4.4	●	●
GB3150R/L -010	1.50		0.1	9.525	3.18	4.4	●	○
GB3150R/L -020	1.50		0.2	9.525	3.18	4.4	●	●
GB3175R/L -010	1.75		0.1	9.525	3.18	4.4	●	○
GB3200R/L -010	2.00		2.5	0.1	9.525	3.18	4.4	●
GB3200R/L -020	2.00	0.2		9.525	3.18	4.4	●	●
GB3250R/L -010	2.50	0.1		9.525	3.18	4.4	●	○
GB3250R/L -020	2.50	0.2		9.525	3.18	4.4	●	●
GB3300R/L -020	3.00	0.2		9.525	3.18	4.4	●	●
GB4125R/L -020	1.25	2.0	0.2	12.7	4.76	5.5	●	●
GB4150R/L -010	1.5	3.5	0.1	12.7	4.76	5.5	●	○
GB4150R/L -020	1.5		0.2	12.7	4.76	5.5	●	●
GB4175R/L -020	1.75		0.2	12.7	4.76	5.5	●	○
GB4185R/L -020	1.85		0.2	12.7	4.76	5.5	●	●
GB4200R/L -005	2.00		0.05	12.7	4.76	5.5	●	○
GB4200R/L -010	2.00		0.1	12.7	4.76	5.5	●	○
GB4200R/L -020	2.00		0.2	12.7	4.76	5.5	●	●
GB4200R/L -030	2.00		0.3	12.7	4.76	5.5	●	○
GB4200R/L -050	2.00		0.5	12.7	4.76	5.5	●	○
GB4250R/L -030	2.50		0.3	12.7	4.76	5.5	●	●
GB4265R/L -030	2.65	0.3	12.7	4.76	5.5	●	○	
GB4280R/L -030	2.80	0.3	12.7	4.76	5.5	●	○	
GB4300R/L -030	3.00	0.3	12.7	4.76	5.5	●	●	
GB4330R/L -030	3.30	0.3	12.7	4.76	5.5	●	○	
GB4350R/L -030	3.50	0.3	12.7	4.76	5.5	●	●	
GB4400R/L -040	4.00	0.4	12.7	4.76	5.5	●	●	
GB4430R/L -040	4.30	0.4	12.7	4.76	5.5	●	○	

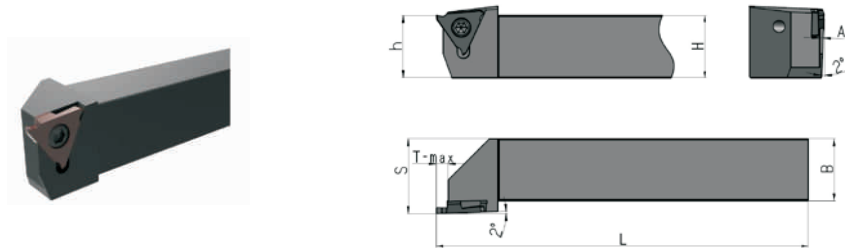
● : Stock    ○ : Non-Stock



Grade: TG4230  
 Working Materials: Steel  
 Stainless Steel  
 Cast Iron

<p>GBR</p> 								
<p>Order No.</p>	<p>Dimension (mm)</p>							
	<p>W</p>	<p>CD</p>	<p>r</p>	<p>IC</p>	<p>T</p>	<p>d1</p>	<p>R</p>	<p>L</p>
<p>GBR4100R/L -050</p>	<p>1.00</p>	<p>2.0</p>	<p>0.50</p>	<p>12.70</p>	<p>4.76</p>	<p>5.50</p>	<p>●</p>	<p>●</p>
<p>GBR4150R/L -075</p>	<p>1.50</p>	<p>3.5</p>	<p>0.75</p>	<p>12.70</p>	<p>4.76</p>	<p>5.50</p>	<p>●</p>	<p>●</p>
<p>GBR4200R/L -100</p>	<p>2.00</p>	<p>3.5</p>	<p>1.00</p>	<p>12.70</p>	<p>4.76</p>	<p>5.50</p>	<p>●</p>	<p>●</p>
<p>GBR4250R/L -125</p>	<p>2.50</p>	<p>4.0</p>	<p>1.25</p>	<p>12.70</p>	<p>4.76</p>	<p>5.50</p>	<p>●</p>	<p>●</p>
<p>GBR4300R/L -150</p>	<p>3.00</p>	<p>4.0</p>	<p>1.50</p>	<p>12.70</p>	<p>4.76</p>	<p>5.50</p>	<p>●</p>	<p>●</p>
<p>GBR4400R/L -200</p>	<p>4.00</p>	<p>5.0</p>	<p>2.00</p>	<p>12.70</p>	<p>4.76</p>	<p>5.50</p>	<p>●</p>	<p>●</p>

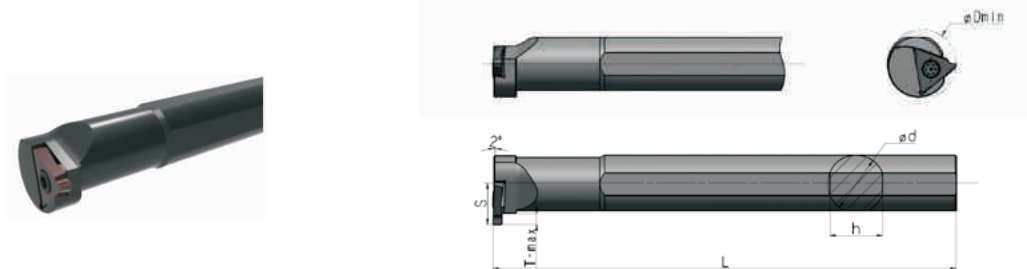
Grade: TG4230  
 Working Materials: Steel  
 Stainless Steel  
 Cast Iron



GB Series External Toolholders



Order No.	Dimension (mm)						Insert	Wrench 	Screw 
	T-MAX	H	B	L	S	h			
GBER2020K3	2.5	20	20	125	25	20	GB3...	TT15P	SI60M 035120
GBER2525M3	2.5	25	25	150	30	25			
GBER2020K4-15	4.0	20	20	125	25	20	GB4... (1.0 ≤ W < 2.5)	TT20P	SI60M 050120
GBER2525M4-15	4.0	25	25	150	30	25			
GBER2020K4-25	4.5	20	20	125	25	20	GB4... (2.5 ≤ W < 3.5)		
GBER2525K4-25	4.5	25	25	150	30	25			
GBER2020K4-35	5.5	20	20	125	25	20	GB4... (3.5 ≤ W < 4.8)		
GBER2525K4-35	5.5	25	25	150	30	25			

GB Series Internal Toolholders



Order No.	Dimension (mm)						Insert	Wrench 	Screw 
	T-MAX	Dmin	B	L	S	h			
GBIR/L2620Q3	3	26	20	180	13	18	GB3	TT15P	SI60M
GBIR/L3525R4	4.5	35	25	200	17.5	23	GB4	TT20P	SI60M